



















EasyStand Bantam Medium Support Package Feature Descriptions

FEATURE	IMAGE	DESCRIPTION	MIN	MOD	MAX
Height-Only Adjustable Foot Holders		Footplates are adjustable in height only. Must choose a size in the drop box.	X		
Multi-Adjustable Foot Plates		Foot plates are adjustable forward/aft +/- .75" (2cm), plantar/dorsi +/- 20°, toe-in/toe-out, swivel 30° left/right, in addition to height.		X	X
Secure Foot Straps		Velcro® and D-ring adjustment holds feet in alignment with multiple attachment slots for proper foot positioning. Straps measured in length over top of foot, with approximately 1.5" (4cm) of Velcro overlap.		X	X
Knee Pads		Knee pads are height adjustable and slide-in/out for proper fit. Must choose size (measurement is inside width of knee pad) in drop box.	X		

FEATURE	IMAGE	DESCRIPTION	MIN	MOD	MAX
Swing-Away Knee Pads		The push of a button swings knee pad away providing more room for transfers. Multi-adjustable knee pads are adjustable in height +/- 3" (+/-8cm), width between knee pads (measured from the center of one knee pad to the center of the other knee pad) 5"-9" (13-23cm), in addition to a depth adjustment range of 3"-8" (8-20cm). Must choose inside width of knee pads in drop box.		X	X
Planar Seat and Back		Flat Seat and Back provide additional support. Must choose size in drop box. These measurements represent the distance from the seat to the top of the back and are given in a range because the seat back height is adjustable.	X		X
Contoured Seat		Contoured positioning seat features form-to-fit upholstery with built in hip support. Choose size in drop box.		X	

FEATURE	IMAGE	DESCRIPTION	MIN	MOD	MAX
Contoured Back		Contoured back provides midline support. Choose size in drop box.		X	
Easy Adjust Seat Depth		Roller bearing seat depth allows for smoother seat depth adjustment.	X	X	X
Velcro® Positioning Belt		2" (5cm) wide positioning hip belt has a D-ring Velcro closure, provides hip stability for the user. Fits hip circumference up to 66"(168cm).	X	X	X
Large Contoured Chest Pad				X	X

FEATURE	IMAGE	DESCRIPTION	MIN	MOD	MAX
Chest Strap		Velcro® and D-ring Adjustment Chest strap provides moderate support to help maintain the user's trunk in midline.		X	
X-Style or Y-Style Chest Vest with High Mount Chest Vest Bracket		These Neoprene Chest Vests provide anterior trunk support through four points of control. Support is provided to help maintain the user's trunk in midline and shoulders back. Must choose style and size in drop box. The High Mount Chest Vest Bracket moves mounting points for chest vest higher to secure shoulder in position.			X
Hip Supports		Supports the hips in symmetrical alignment from sitting to standing. Adjustable width from 9"-15" (23-28cm) with a 1" (2.5cm) height range. Pad size is 4"Hx6.25"H (10x16cm).			X

FEATURE	IMAGE	DESCRIPTION	MIN	MOD	MAX
Lateral Supports	 Lateral Support  Lateral Support with Elbow Stop	<p>Provide midline positioning support for children with limited trunk control. Must choose in drop box between the following: Lateral Support with pad size 4"Hx6"W(10x15cm) and width adjustment range of 9"-14"(23-36cm) OR Lateral Support with Elbow Stop with width adjustment range of 9"-14.5"(23-37cm). Lateral Supports with Elbow Stop provide an elbow rest during supine positioning.</p>			X
Head Support	<p>Form to Fit</p>  	<p>The Head Support offers posterior (behind) and lateral (side) support to the head to help maintain a well aligned midline position. Form to Fit model can be shaped for width to provide custom support. Must choose size in drop box</p>	X	X	X
Black Molded Tray		<p>Black Molded Shadow Tray is accessible in all positions and provides anterior support as user moves from sitting to standing. Adjustable in depth, height and tray angle. Tray size is 21"x24" (53x61cm).</p>	X		

FEATURE	IMAGE	DESCRIPTION	MIN	MOD	MAX
Black Molded Swing-Away Tray		Tray swings either to the right, left or can be removed completely. Provides anterior support from sitting to standing or supine to upright. Tray size is 21"x24" (53x61cm). Fore/aft adjustment is approximately 10". Adjustable in depth, height, and tray angle.		X	
Clear Swing-Away Tray		Tray swings either to the right, left or can be removed completely. Provides anterior support from sitting to standing. Tray size is 21"x24" (53x61cm). Fore/aft adjustment is approx.. 10". Adjustable in depth, height, and tray angle.			X
Forearm Wings		Forearm Wings give additional area to rest arms when in standing position.		X	X
Manual Hydraulic Actuator with Handle		This feature allows the user to independently transition to standing with a manual hydraulic actuator. It is a standard pump handle that has fixed bolts. Customer must choose the location of the handle on (right or left side) in drop box. This replaces the gas spring lift.	X		

FEATURE	IMAGE	DESCRIPTION	MIN	MOD	MAX
Adjustable/ Removable Actuator Handle		The Adjustable/ Removable Actuator Handle adjusts the distance of reach to the actuator handle to meet the user's needs. The user is then able to transition from sit to stand independently using the hydraulic actuator. Quick release pin allows for the removal of the handle. This mechanism replaces the gas spring lift. Customer must choose the location of the handle (right or left side) in drop box.		X	X
Supine Positioning		This feature allows the Bantam to be used as a supine or sit-to-stand stander. User can be transferred in flat-to-load, seated, or in a position where hips and knees are flexed. Adjusts from 0-90° supine.	X	X	X
Swivel Castors		Locking casters allow for easier steering and movement of the stander.	X	X	X