






EasyStand Zing MPS TT Support Package Feature Descriptions



FEATURE	IMAGE	DESCRIPTION	MIN	MOD	MAX
Platform Foot Plate		Adjustable in height, foot holders and foot straps are attached to the foot plate for therapeutic positioning of feet.	X		
Foot Holders		Attached to platform foot plate, Foot Holders help to secure the position of the feet. Must choose size in drop box.	X		
Foot Straps		Attached to platform foot plate, Foot Straps help to secure the position of the feet. Must choose size in drop box.	X		
Multi-Adjustable Footplates with Foot Holders		Foot plates are adjustable forward/aft +/- .75" (2cm) +extra 1.5" (3.8cm), plantar/dorsi +/- 20°, toe-in/toe-out, swivel 30° left/right, and in height. Must choose size of Foot Pate/Foot Holder in drop box.		X	X

FEATURE	IMAGE	DESCRIPTION	MIN	MOD	MAX
Secure Foot Straps		<p>Velcro® and D-ring adjustment holds feet securely in place at ankles and toes with multiple attachment slots for proper foot positioning. Straps are measured in length over top of foot, with approximately 1.5" (4cm) of Velcro® overlap. Must choose length of strap in drop box.</p>		X	X
Calf/Knee Pad with Strap		<p>Gives support from the back of the calf/knee. Adjustable in height and fore/aft. Pad is attached to a 2" (5cm) belt with a D-Ring Velcro closure and provides calf/knee stability for user. For Size 1 frames 4"x10" (10x25cm) pad fits circumference up to 24" (61cm). For Size 2 frames 5.5"x17.5" (14x44cm) pad fits circumference 28"-38" (71-97cm).</p>	X		
Planar Leg Pads		<p>Cushioned Neoprene® pad for leg support. Must choose size in drop box.</p> <p><i>Not available with Size 1 Moderate Support Package</i></p>		X	X


FEATURE	IMAGE	DESCRIPTION	MIN	MOD	MAX
Knee Strap for Size 2 Moderate Support Package ONLY		4"x6" (10x15cm) pad attached to a 1.5" (4cm) belt. Knee Strap on Size 1 frame fits circumference up to 15" (38cm). Knee Strap on Size 2 frame fits circumference up to 19" (48cm). Adjustable in height.		X	
Knee Pads	<p>Multi-Adjustable Knee-Pads:</p>  <p>Posterior Knee Pads:</p> 	Multi-Adjustable Knee Pads are adjustable in swivel and height +/- .75" (2cm), depth range of 5" (13cm) on size 1 models and 7" (18cm) on size 2 models. Must choose inside width of knee pad in drop box. Posterior Knee Pads provide anterior knee support with the strap and posterior knee support with the pad. Must choose inside width of knee pad in drop box. <i>Knee Pads are not available for Size 2 Moderate Support Package.</i>		X	X
Planar Pelvic/ Upper Body Pad		Cushioned pad covered with Neoprene®. Must choose size in drop box.	X	X	X




FEATURE	IMAGE	DESCRIPTION	MIN	MOD	MAX
<p>Hip Supports</p>		<p>Keeps the hips in symmetrical alignment. For Size 1: Pad size is 3.5"x3.5" (9x9cm), width is adjustable from 6"-10" (15-25cm) with fore/aft adjustment of 4" (10cm). For Size 2: Pad size is 4.5"x4" (11x10cm), width is adjustable from 7"-13" (18-33cm) OR 10"-16" (30-46cm) with fore/aft adjustment of 4" (10cm). Must choose width adjustment range for Size 2 in drop box.</p>		<p>X</p>	<p>X</p>
<p>Padded Positioning Straps (2)</p>		<p>For Size 1 frame: 5"x8" (13x20cm) pad is attached to a 2" (5cm) Velcro® belt with a D-Ring closure and fits circumference up to 24" (61cm). For Size 2 frame: Padded Upper Body Positioning Strap and Padded Pelvic Positioning Strap are offered. Size for each must be chosen in drop box. Size of pad is 6"x10" (15x25cm) attached to a 2" (5cm) Velcro® belt with a D-Ring closure. Choose between straps that fit circumference up to 45" (114cm) or 57" (145cm).</p>	<p>X</p>		

FEATURE	IMAGE	DESCRIPTION	MIN	MOD	MAX
Padded Pelvic Positioning Strap		<p>For Size 1 frame: 5"x8" (13x20cm) pad attached to a 2" (5cm) Velcro® belt with a D-Ring closure fits circumference up to 24" (61cm). For Size 2 frame: 6"x10" (15x25cm) pad fits circumference up to 45" (114cm) or 57" (145cm). Must choose size of Positioning Strap for Size 2 frame in drop box.</p>		X	X
Lateral Supports	<p>For Size 1 Frame ONLY: Square Pads</p>  <p>For Size 1 and 2 Frames: Flat Pads</p>  <p>For Size 1 and 2 Frames: Curved Pads</p> 	<p>Keeps the upper torso in symmetrical alignment. Must choose one option in drop down box: Lateral Support Pads-Flat Pad 4"Hx6.25"W (10x16cm), Curved Pad 4"Hx6"W (10x15cm) or for SIZE 1 ONLY Square Pad 3.5"Hx3.5"W (9x9cm) Must choose width range in drop down box: For Size 1 frames, Narrow Range is 4"-8" (10-20cm) OR Wide Range is 7"-11" (18-28cm). For Size 2 frames, Narrow Range is 7"-11" (18-28cm) OR Wide Range is 10-16" (25-41cm) Height Range for all Lateral Support is 3.5" (9cm).</p>		X	X

FEATURE	IMAGE	DESCRIPTION	MIN	MOD	MAX
Chest Support	<p>X-Style: For Size 1 and 2 MPS Frames</p>  <p>Y-Style: For Size 2 MPS Frames ONLY</p>  <p>Upper Body Padded Positioning Strap:</p> 	<p>Provides anterior chest support for user. Upper Body Padded Positioning Strap for Size 1 is 5"x8"(13x20cm) pad attached to a 2"(5cm) Velcro® belt with a D-Ring closure. Fits circumference up to 24"(61cm). For Size 2 6"x10" (15x25cm) pad attached to a 2"(5cm) Velcro belt with a D-Ring closure. Fits circumference up to 35"(89cm).</p> <p>X-Style Chest Vest offered for Size 1 MPS Frames are 9.5"Lx9" OR 11"Lx9.5"W. For Size 2 MPS Frames are 11"Lx9.5"W OR 14.5"Lx10.5"W. Y-Style Chest Vest offered for Size 2 MPS Frames are 17.5"Lx11.5"W OR 20.5"Lx12.5"W.</p> <p>Must choose style and size of Chest Support. Must choose material for vests: Neoprene® with camlock adjustment or Non-Stretch material.</p>		<p style="text-align: center;">X</p>	<p style="text-align: center;">X</p>
Head Support-Planar Pad		<p>Cushioned Neoprene® pad for head support. Pad size for Size 1 frame is 8"Hx8.5"W (21x22cm), for Size 2 frame pad size is 9"Hx10"W (23x25cm).</p>	<p style="text-align: center;">X</p>		

FEATURE	IMAGE	DESCRIPTION	MIN	MOD	MAX
Choice of Head Support	<p>Planar Pad:</p>  <p>Regular:</p>  <p>Form to Fit:</p> 	<p>Head Support is available in 3 styles including options of Planar Pad and Form to Fit. Must choose style and size in drop box.</p>		<p>X</p>	<p>X</p>
Black Molded Swing Away Tray		<p>Swing-away tray is accessible in all positions and provides anterior support as user moves from supine to upright and prone positions. Adjustable in depth, height and tray angle, tray swings away from the right or left and can be removed completely. For Size 1, Tray size is 11”Lx19”W (28x48cm). For Size 2, Tray size is 21”Lx24”W (53x61 cm).</p>	<p>X</p>	<p>X</p>	<p>X</p>

FEATURE	IMAGE	DESCRIPTION	MIN	MOD	MAX
Clear Swing-Away Tray		<p>Swing-away tray is accessible in all positions and provides anterior support as user moves from supine to upright and prone positions. Adjustable in depth, height and tray angle, tray swings away from the right or left and can be removed completely. For Size 1, Tray size is 11"Lx19"W (28x48cm). For Size 2, Tray size is 21"Lx24"W (53x61 cm).</p>			X
Forearm Wings (On Size 1 Frame Only)		<p>Forearm wings give additional area to rest arms when in standing position for size 1 frames only.</p>		X	X
Forearm Wings (On Size 1 Frame Only)		<p>Forearm wings give additional area to rest arms when in standing position for size 1 frames only.</p>			X

FEATURE	IMAGE	DESCRIPTION	MIN	MOD	MAX
Elbow Pad (On Size 2 Frame Only)		Additional padded support surface on tray for size 2 frames only. Overall width 21.5" (55cm), pad extends back 3.75" (10cm) posterior from current tray edge for additional upper body/extremity support. Must choose size of cutout width in drop down box.		X	X
Push Handle		Makes pushing the stander easier for the caregiver and aids in lifting and lowering the child.		X	X
Foot Operated Gas Spring		The Gas Spring Lift Mechanism is used to adjust the angle and the position of the stander and is controlled by the Foot Pedal.	X	X	

FEATURE	IMAGE	DESCRIPTION	MIN	MOD	MAX
Dual Control - Hand and Foot Operated Gas Spring		<p>The Gas Spring Lift Mechanism is used to adjust the angle and the position of the stander. Dual Control enables position changes by foot pedal and hand control.</p>			X
Mast Receiver with Prone Position Lockout		<p>Mast is the base for positioning options including foot plate, knee supports, pelvic supports, upper body supports, and head supports. The base unit is equipped with a prone position lockout to prevent inadvertently going past vertical.</p>	X		
Mast with Leg Abduction and Prone Position Lockout		<p>Mast is the base for support and positioning components and allows for 0-30° of independently adjustable leg abduction. The base unit is equipped with a prone position lockout to prevent inadvertently going past vertical.</p>		X	X
Gas Spring Lift Lockout		<p>Locks gas spring in any position from lying down to fully upright and prone positions. Lift Lockout prevents any inadvertent position changes which can be useful if other children are present during standing sessions.</p>			X

FEATURE	IMAGE	DESCRIPTION	MIN	MOD	MAX
Zing Swivel Locking Castors		<p>Locking castors allow for easier steering and movement of the stander.</p>	X	X	
Swivel Locking Castors with one Directional Locking Castor		<p>Locking castors allow for easier steering and movement of the stander. The Directional Locking Castor locks the direction of one castor while leaving the other three free to swivel. This feature is very helpful when transporting the stander.</p>			X