







EasyStand Zing Prone Support Package Feature Descriptions

FEATURE	IMAGE	DESCRIPTION	MIN	MOD	MAX
Platform Foot Plate		Adjustable in height. Foot holders and foot straps can be added for more precise positioning of the feet.	X		
Foot Holders		Attached to platform foot plate, Foot Holders help to secure the position of the feet. Must choose size in drop box.	X		
Foot Straps		Velcro [®] and D-ring adjustment holds feet in alignment with multiple attachment slots for proper foot positioning. Straps measured in length over top of foot, with approximately 1.5" (4cm) of Velcro [®] overlap. Must choose length in drop box.	X		
Multi-Adjustable Footplates with Foot Holders		Foot plates are adjustable forward/aft +/- .75" (2cm) +extra 1.5" (3.8cm), plantar/dorsi +/- 20°, toe-in/toe-out, swivel 30° left/right, and in height. Must choose size of Foot Holder in drop box.		X	X

FEATURE	IMAGE	DESCRIPTION	MIN	MOD	MAX
Secure Foot Straps		<p>Velcro® and D-ring adjustment holds feet securely in place at ankles & toes with multiple attachment slots for proper foot positioning. Straps are measured in length over top of foot, with approx. 1.5" (4cm) of Velcro® overlap. Must choose length of strap in drop box.</p>		X	X
Calf/Knee Pad with Strap		<p>Gives support from the back of the calf/knee. Adjustable in height and fore/aft. Pad is attached to a 2" (5cm) belt with a D-Ring Velcro closure and provides calf/knee stability for user. For Size 1 frames 4"x10" (10x25cm) pad fits circumference up to 24" (61cm). For Size 2 frames 5.5"x17.5" (14x44cm) pad fits circumference 28"-38" (71-97cm).</p>	X		
Multi-Adjustable Knee Pads		<p>Multi-adjustable knee pads are adjustable in swivel and height +/- .75" (2cm), depth range of 5" (13cm) on size 1 models and 7" (18cm) on size 2 models. Must choose inside width of knee pad in drop box.</p>		X	X




FEATURE	IMAGE	DESCRIPTION	MIN	MOD	MAX
<p>Knee Strap</p>	<p>For Size 1 Frames:</p>  <p>For Size 2 Frames:</p> 	<p>1.5" (4cm) Velcro® strap with a D-Ring closure, adjustable in height. Size 1 fits circumference up to 15" (38cm). Size 2 fits circumference up to 19" (48cm) and has a 4"x6" (10x15cm) pad attached.</p>		<p>X</p>	<p>X</p>
<p>Form to Fit Pelvic Pad</p>		<p>Form to Fit Pelvic Pad is manually adjustable in width to offer custom pelvic support. Must choose size in drop box.</p>	<p>X</p>		
<p>Form to Fit Upper Body Pad</p>		<p>Form to Fit Upper Body Pad is manually adjustable in width to offer custom trunk support. Must choose size in drop box.</p>	<p>X</p>		




FEATURE	IMAGE	DESCRIPTION	MIN	MOD	MAX
Planar Pelvic Pad		<p>Cushioned pad covered with Neoprene® provides pelvic support. Must choose pad size in drop box.</p>		X	X
Planar Upper Body Pad		<p>Cushioned pad covered with Neoprene® provides upper body support. Must choose pad size in drop box</p>		X	X
Hip Supports		<p>Keeps the hips in symmetrical alignment. For Size 1: Pad size is 3.5"x3.5" (9x9cm), width is adjustable from 6"-10" (15-25cm). For Size 2: Pad size is 4.5"x4" (11x10cm), width is adjustable from 7"-13" (18-33cm) OR 12"-18" (30-46cm). Fore/aft adjustment of 4" (10cm). Must choose width adjustment range for Size 2 in drop box.</p>		X	X

FEATURE	IMAGE	DESCRIPTION	MIN	MOD	MAX
Padded Positioning Straps (2)		5"x8" (13x20cm) pad attached to a 2" (5cm) Velcro® belt with a D-Ring closure; fits circumference up to 24" (61cm) for Size 1. 6"x10" (15x25cm) pad fitting circumference up to 35" (89cm) for Size 2.	X	X	X
Lateral Supports	<p>For Size 1 ONLY – Square Pads:</p>  <p>For Size 1 & 2 – Flat Pads:</p>  <p>For Size 1 & 2 – Curved Pads:</p> 	Keeps the upper torso in symmetrical alignment. For Size 1 frame ONLY Square Pads are offered measuring 3.5"Hx3.5"W (9x9cm). For both Size 1 & 2 frames, Flat Pads measuring 4"Hx6.25"W (10x16cm) and Curved Pads measuring 4"Hx6"W (10x15cm) are offered. For Size 1 frame the style and range between pads (Narrow 4"-8" OR Wide 7"-11") must be chosen in drop down box. For Size 2 frames, choose style of pad in drop down box. Distance between laterals will be determined by your choice of Upper Body Support Planar Pad. Adjustable range of 7" - 12" (18 -30cm) with 7"W planar pads, 9" -14" (23 - 36cm) with 9"W planar pads.		X	X

FEATURE	IMAGE	DESCRIPTION	MIN	MOD	MAX
Prone Face Aperture		Face Aperture has independently adjustable pads and supports the head. Pad size is 9"Hx3"W (23x8cm).		X	X
Multi-Adjustable Black Molded Tray		Tray provides anterior support and is adjustable in depth, height and angle. For Size 1 frames, Tray size is 11"Lx19"W (28x48cm). For Size 2 frames, Tray size is 21"Lx24"W (53x61cm).	X	X	X
Multi-Adjustable Clear Tray		Tray provides anterior support. For Size 1 frames: Tray size is 11"Lx19"W (28x48cm). For Size 2 Frames Tray size is 21"Lx24"W (53x61cm). Trays are adjustable in depth, height and angle.			X
Forearm Wings (On Size 1 Frame Only)		Forearm wings give additional area to rest arms when in standing position for size 1 frames only.		X	X

FEATURE	IMAGE	DESCRIPTION	MIN	MOD	MAX
Forearm Wings (On Size 1 Frame Only)		Forearm wings give additional area to rest arms when in standing position for size 1 frames only.			X
Elbow Pad (On Size 2 Frame Only)		Additional padded support surface on tray for size 2 frames only. Overall width 21.5" (55cm), pad extends back 3.75" (10cm) posterior from current tray edge for additional upper body/extremity support. Must choose size of cutout width in drop down box.		X	X
Push Handle for Tray	<p>Size 1 Frame</p>  <p>Size 2 Frame</p> 	Makes pushing the stander easier for the caregiver and aids in lifting and lowering the child.		X	X

FEATURE	IMAGE	DESCRIPTION	MIN	MOD	MAX
Foot Operated Gas Spring		<p>The Gas Spring Lift Mechanism is used to adjust the angle and the position of the stander and is controlled by the Foot Pedal.</p>	X	X	
Dual Control - Hand and Foot Operated Gas Spring		<p>The Gas Spring Lift Mechanism is used to adjust the angle and the position of the stander. Dual Control enables position changes by foot pedal and hand control.</p>			X
Gas Spring Lift Lockout		<p>Locks gas spring in any position from lying down to fully upright and prone positions. Lift Lockout prevents any inadvertent position changes which can be useful if other children are present during standing sessions.</p>			X
Mast Receiver		<p>Mast is the base for positioning options including foot plate, knee supports, pelvic supports, upper body supports, and head supports.</p>	X		

FEATURE	IMAGE	DESCRIPTION	MIN	MOD	MAX
Mast Receiver with Leg Abduction		Mast is the base for support and positioning components and allows for 0-30° of independently adjustable leg abduction.		X	X
Zing Swivel Locking Castors		Locking castors allow for easier steering and movement of the stander.	X	X	
Swivel Locking Castors with one Directional Locking Castor		Locking castors allow for easier steering and movement of the stander. The Directional Locking Castor locks the direction of one castor while leaving the other three free to swivel. This feature is very helpful when transporting the stander.			X